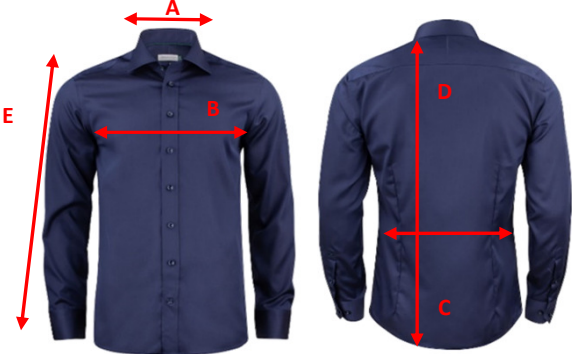
  
**J. HARVEST & FROST**  
CORPORATE SHIRTMAKER


**SIZE CHART**

**Brand: J. HARVEST & FROST**  
**Style: SLIM, Herre**



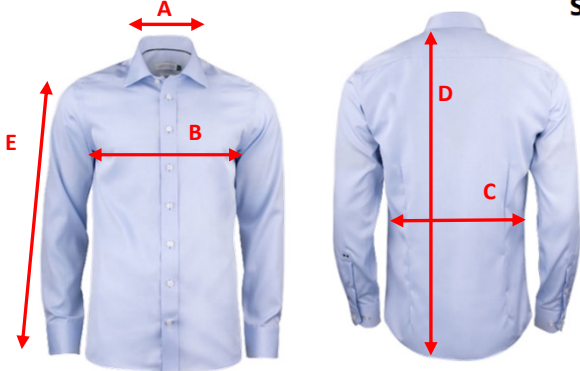
	<b>XS</b>	<b>S</b>	<b>M</b>	<b>L</b>	<b>XL</b>	<b>XXL</b>
	<b>35/36</b>	<b>37/38</b>	<b>39/40</b>	<b>41/42</b>	<b>43/44</b>	<b>45/46</b>
A) neck	36	38	40	42	44	46
B) 1/2 chest width	47	50	53	56	59	62
C) 1/2 waist width	43	46	49	52	55	58
D) body length from shoulder point	76	78	79,5	81	82,5	83
E) sleeve length	64	65	66	67	68	68

*All measurements are indicative with minimum tolerance of 1 cm*

  
**J. HARVEST & FROST**  
CORPORATE SHIRTMAKER

**SIZE CHART**

**Brand: J. HARVEST & FROST**  
**Style: REGULAR, Herre**



	<b>S</b>	<b>M</b>	<b>L</b>	<b>XL</b>	<b>XXL</b>	<b>3XL</b>	<b>4XL</b>	<b>5XL</b>
	<b>37/38</b>	<b>39/40</b>	<b>41/42</b>	<b>43/44</b>	<b>45/46</b>	<b>47/48</b>	<b>49/50</b>	<b>51/52</b>
A) neck	38	40	42	44	46	48	50	52
B) 1/2 chest width	53	56	59	62	65	69	73	77
C) 1/2 waist width	51	54	57	60	63	67	71	75
D) body length from shoulder point	79	80,5	82	83,5	84	86	88	90
E) sleeve length	65	66	67	68	68	69	69	69

*All measurements are indicative with minimum tolerance of 1 cm*